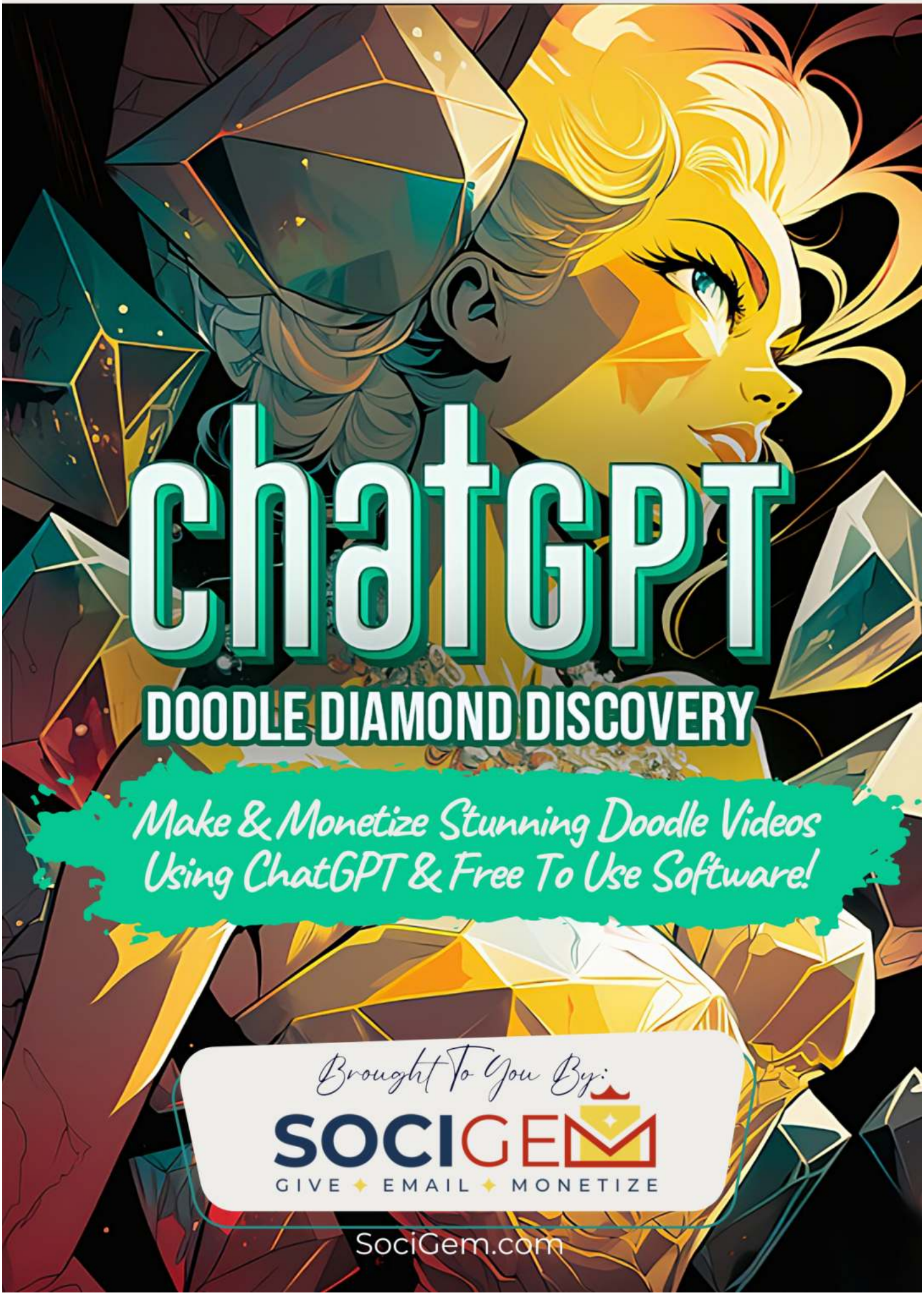
chatGPT
DOODLE DIAMOND DISCOVERY
Make & Monetize Stunning Doodle Videos
Using ChatGPT & Free To Use Software!
Brought To You By:
SOCIGEM
GIVE ✦ EMAIL ✦ MONETIZE
SociGem.com

TABLE OF CONTENTS

Chapter 1: The Doodle Diamond Discovery Method 5

Chapter 2: Creating Your Video Ideas And Scripts Effectively With ChatGPT 7

- Finding A Product 7
- Ask ChatGPT For Topic Suggestions 7
- Writing The Script 8

Chapter 3: Turn Your Generated Text Into Stunning Doodle Videos 12

Chapter 4: Making Your Videos Profitable In Multiple Ways On Autopilot 17

- Adding Your Video To YouTube 19
- Using FunnelMates To Build Your List 20

Surprise Bonus 21

chatGPT
DOODLE DIAMOND DISCOVERY
Chapter One
INTRODUCTION TO THIS DOODLE DISCOVERY METHOD, LET'S GO!

Chapter 1
The Doodle Diamond Discovery Method

By now I am sure you've heard about ChatGPT, that new thing from OpenAI that's totally changed the game when it comes to getting info. This AI is super smart and can talk about anything under the sun. And get this - it's a killer writer! From scripts and ads to how-to guides and stories, ChatGPT is basically a rockstar in the writing world.

Doodle Diamond Discovery will show how you can create a script for doodle videos using ChatGPT. And then how, with the help of PowToon, to copy and paste each sentence into the software and make a video with it.

Doodle videos, sometimes also called whiteboard animation videos, are a unique animated marketing or training video style. These pieces usually show a hand drawing characters or the text, as a narrator tells the story and conveys your message. To be able to bring your message successfully across, you need to have a good script. We will show you how you can achieve this with the help of ChatGPT.

ChatGPT is a game-changer for writers. It can take care of all the boring writing stuff so you can let your creativity flow and find your own unique voice. Plus, it's got a ton of perks - like helping you come up with fresh ideas, saving you time by doing some of the grunt work, using its algorithms to make sure your writing is on point, and keeping costs low so you don't have to outsource. Oh, and did I mention it's totally customizable to fit your project's needs? Yeah, ChatGPT is just amazing!

chatGPT
DOODLE DIAMOND DISCOVERY
Chapter Two
CREATING YOUR VIDEO IDEAS &
SCRIPTS EFFECTIVELY WITH CHATGPT

Chapter 2
Creating Your Video Ideas And Scripts Effectively With ChatGPT

Finding A Product

Start off by finding a product you'd like to promote. In this instance we shall use SociGem

To be able to promote it, you will need to request affiliate approval which you can do from the JVZoo page here.

You can then go to the SociGem sales page to learn more about the product and get a general idea of how to craft your video.

Ask ChatGPT For Topic Suggestions

Use ChatGPT to generate ideas and produce captivating and impactful video content. In the case of SociGem, the product is about using AI technology for your marketing efforts - creating content that you can give away and use in email as well as affiliate marketing.

Sample prompt: *Give me 10 unique, uncommon, and interesting topics someone interested in creating content through AI technology that you can give away for affiliate marketing or email marketing might want to learn more about.*

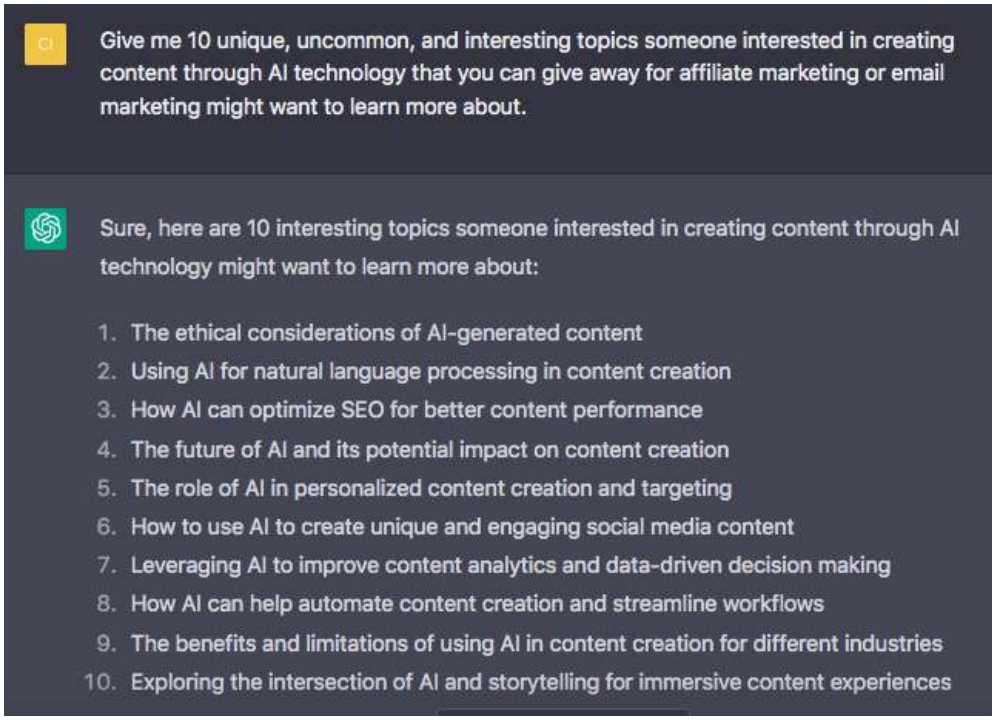

You can select any of the suggestions provided, or use your own. For this, I decided to go with my own topic, which is about promoting SociGem - where Cindy Donovan will go through the entire process of creating a saleable product using ChatGPT and other resources.

Writing The Script

Now that we have selected a topic, you can ask ChatGPT to help you write the script.

The trick is to be as specific as possible, without overloading the AI with information.

Sample prompt: *Based on the (info provided about the product), act as an Internet Marketer. I will provide you with a product and a target customer. You will write a script for a Powtoon video. Make it bold, but funny. Make reference to SociGem and Cindy Donovan. Come up with an intro slogan and a charming outro. Provide me with a storyboard that corresponds to the generated script divided into individual scenes or slides with highlighted text on them. My request "Product: SociGem. Target customer: Marketers''*

SociGem is a product that provides customers with an exclusive pass to a one-time live workshop where Cindy Donovan will go through the start to finish process of creating a saleable product using ChatGPT and other resources. Customers will also receive access to a members dashboard where we'll upload recordings, mindmaps, checklists and various resources allowing them to create these SociGem systems for proven and highly scalable profits.

Based on the paragraph above, act as an Internet Marketer. I will provide you with a product and a target customer. You will write a script for a Powtoon video. Make it bold, but funny. Make reference to SociGem and Cindy Donovan. Come up with an intro slogan and a charming outro. Provide me with a storyboard that corresponds to the generated script divided into individual scenes or slides with highlighted text on them. My request "Product: SociGem. Target customer: Marketers"

ChatGPT returned with this script:

Intro slogan: "Want to make your mark in the marketing world? Look no further than SociGem!"

Scene 1:
We open on a shot of a busy office, with lots of people typing away at computers, making phone calls, and generally looking frazzled. A voiceover chimes in:
"Are you a marketer, looking to create products that sell like hotcakes?"

Scene 2:
We cut to a close-up of a stressed-out marketer, pulling their hair out in frustration. They groan, "I wish there was an easier way!"

Scene 3:
Suddenly, a bright light fills the room, and Cindy Donovan appears in a puff of smoke! She exclaims:
"Never fear, marketers! With SociGem, you can create scalable, profitable products in no time!"

Scene 4:
We cut to a shot of the SociGem dashboard, with all its cool features highlighted. Cindy continues:
"With our exclusive pass to a live workshop and members dashboard, you'll have access to all the resources you need to succeed!"

Scene 5:
We see a montage of happy marketers using SociGem to create their own profitable products. They're high-fiving each other, smiling, and generally looking thrilled.

Scene 6:
The voiceover returns: "Don't be left behind in the world of marketing! Try SociGem today!"

Outro: "Thanks for watching, marketers! With SociGem, the sky's the limit!"

Similarly, you can also use AIPRM, a Google Chrome extension for ChatGPT, which allows you to search for 'video' and then use one of the tailored prompt generators to get amazing results with ChatGPT. To search for the AIPRM extension and add it to your Google Chrome browser, start by going to the Google Chrome Web Store, which can also be easily located through a Google search, or simply click on the link here.

Here's a sample:

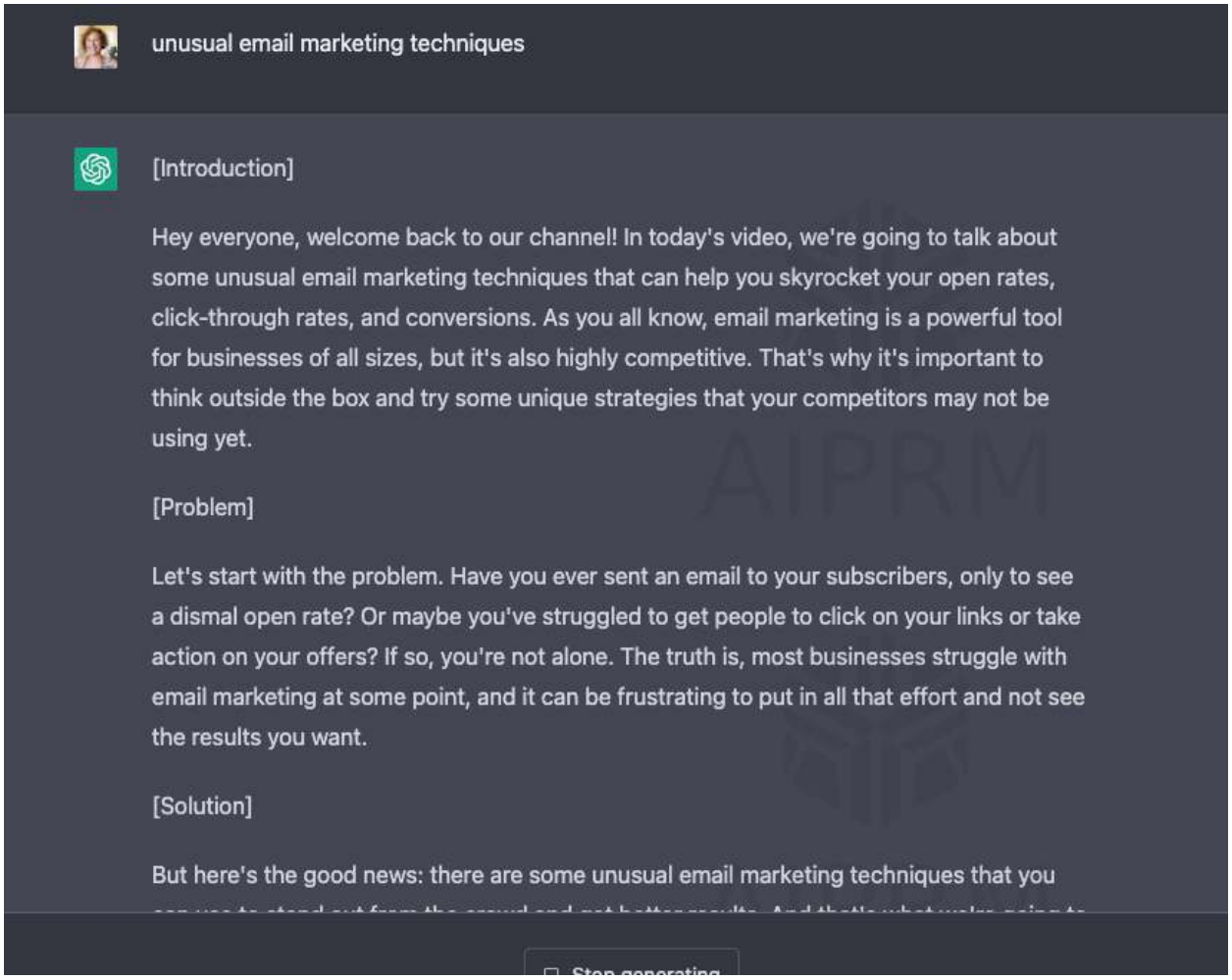

Using these scripts you can create really engaging, educational style video scripts, ready to use in our next step... creating the actual videos.

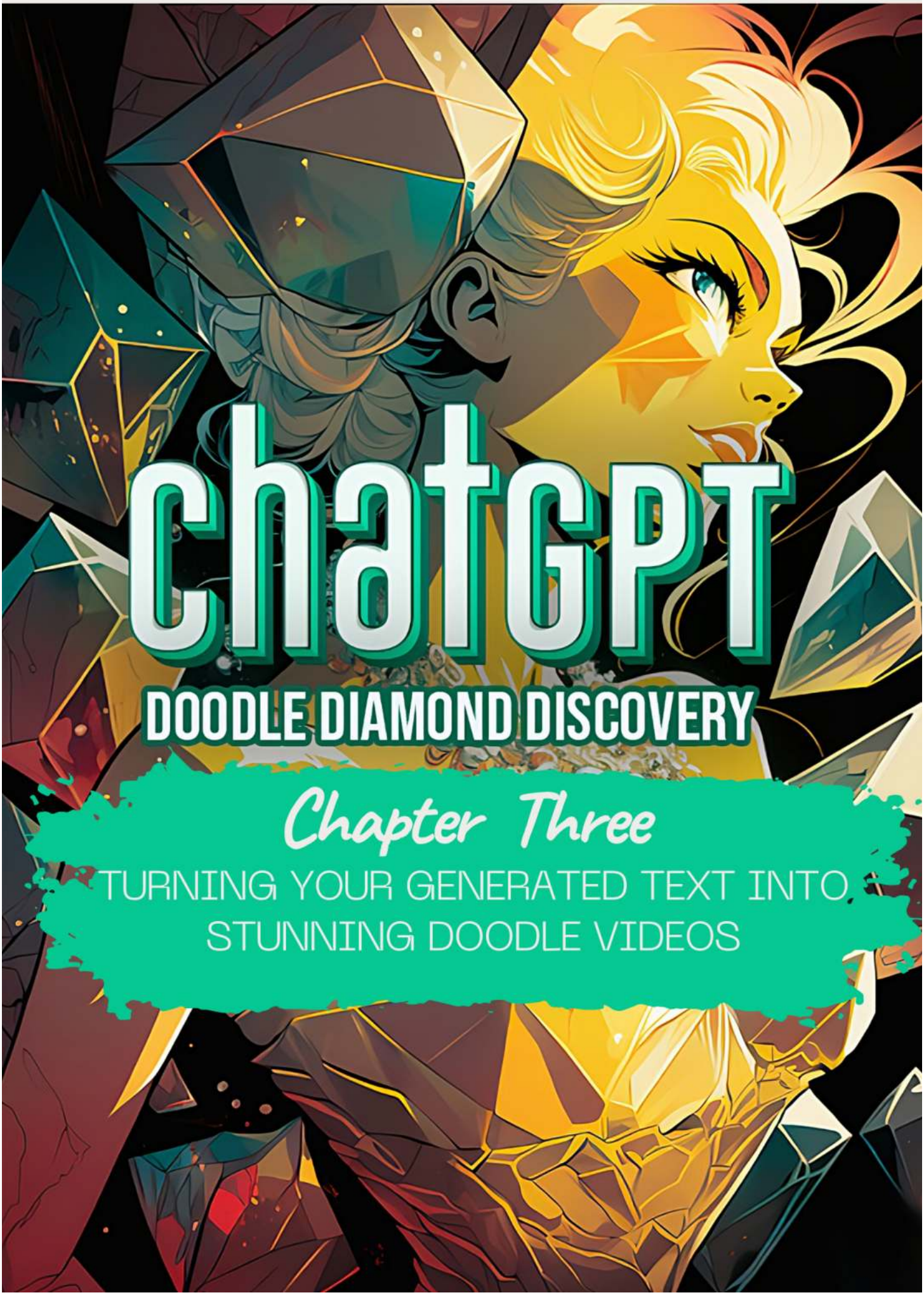
chatGPT
DOODLE DIAMOND DISCOVERY
Chapter Three
TURNING YOUR GENERATED TEXT INTO
STUNNING DOODLE VIDEOS

Chapter 3
Turn Your Generated Text Into Stunning Doodle Videos

Now that you have your ChatGPT assisted script, you are ready to create your video. There are many video softwares out there that can help you create your doodle videos. In the example below, we show how to use Powtoon to create your video:

1. Once you have created your Powtoon account and login, you can begin creating your video. Start by selecting a template.

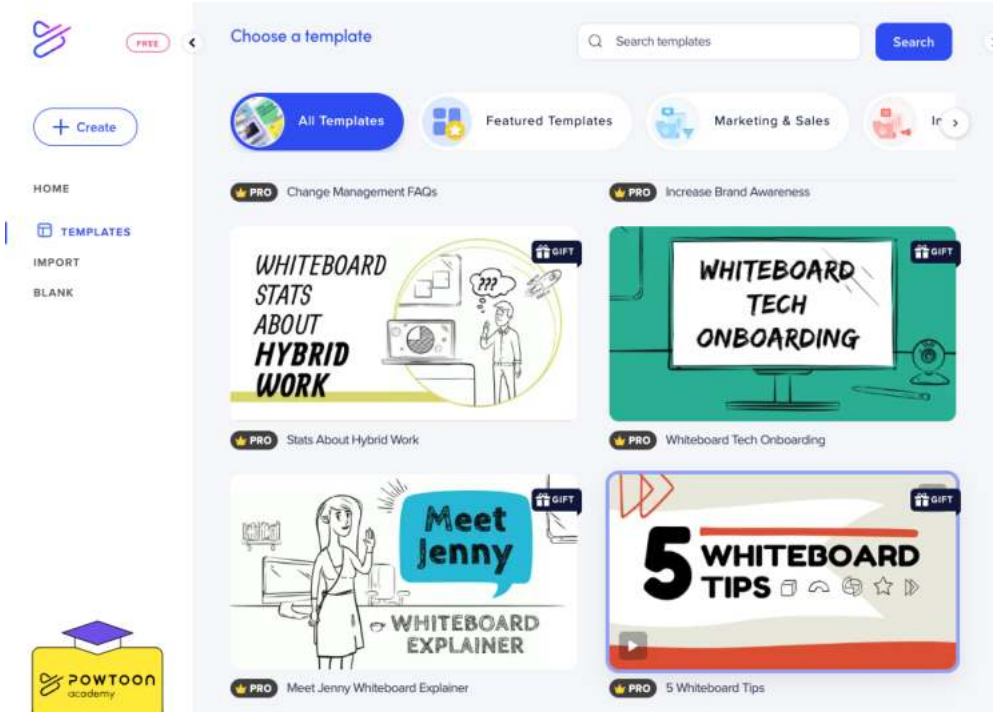

2. Next, customize and edit your video template. You can start copying, pasting and editing the generated script, as well as add the suggested scenes.

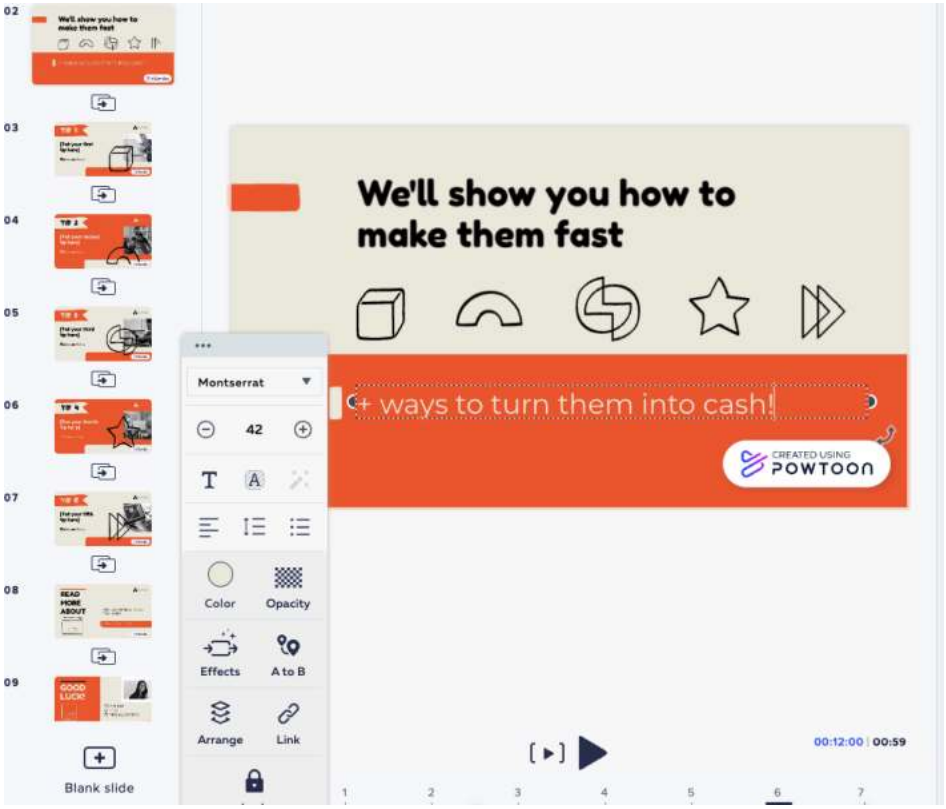

3. Add in your own images, and customize accordingly.

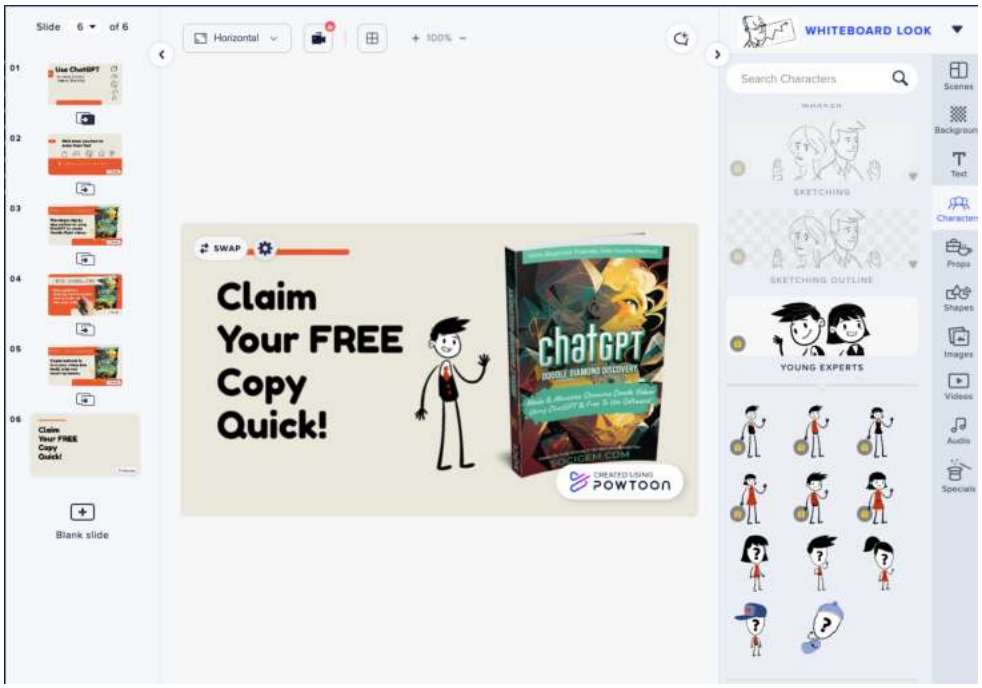

4. Once you are done editing, you are ready to finalize and publish/export your video. The software offers several options, including generating an embed code.

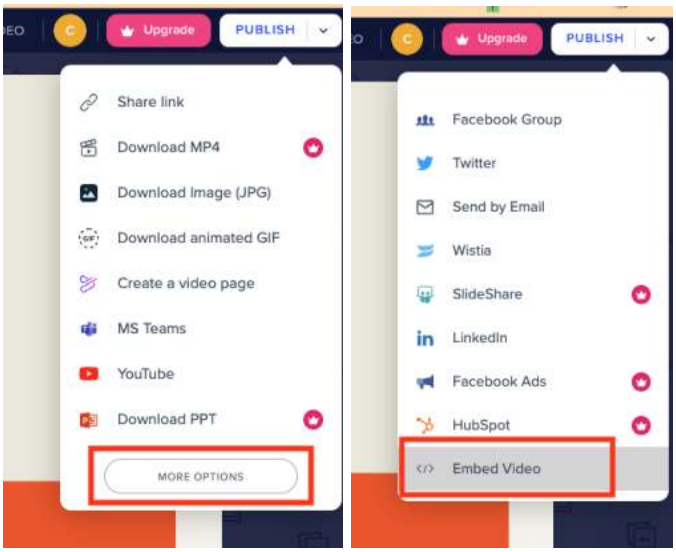

5. After adding in a few more pieces of information, an embed code will be generated for you.

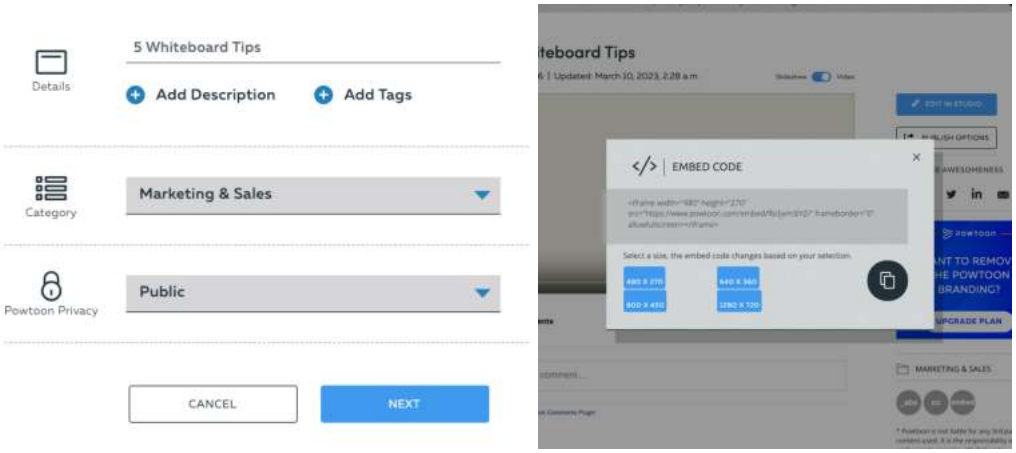

You can then copy the embed code and paste it onto your HTML pages, website or blog. You can also download your video to your computer.

NOTE REGARDING POWTOON'S PRICING

I really like PowToon for video creation, but it's REALLY expensive with a monthly fee attached if you want to use all of the features and export your videos. The above method lets you create as many videos as you like in 3 days - and use their embed video function, which is good if you want to put videos on a web page.

If you want to create videos without limits, download them etc. then we have a solution that might work .

NOTE: It's not as 'slick' as PowToon, but you can create videos that are doodle style animated, have characters, audio etc. but there are NO ONGOING FEES.

I've organised to set you up with VidToon for about **$10 (total, one time).**

This will allow you to install the VidToon v1 software on your computer and create unlimited videos with their inbuilt characters.

To claim the discount click the button below and use the coupon code to drop the price.

COUPON CODE: vidtoon85

PLEASE NOTE: There are NO upsells or upgrades available, unless you'd like to upgrade to Version 2 (which has monthly fees).

The upgrade option is available in your members dashboard. But Version 1 should be sufficient for what you need to do with the Doodle Diamond Discovery method.

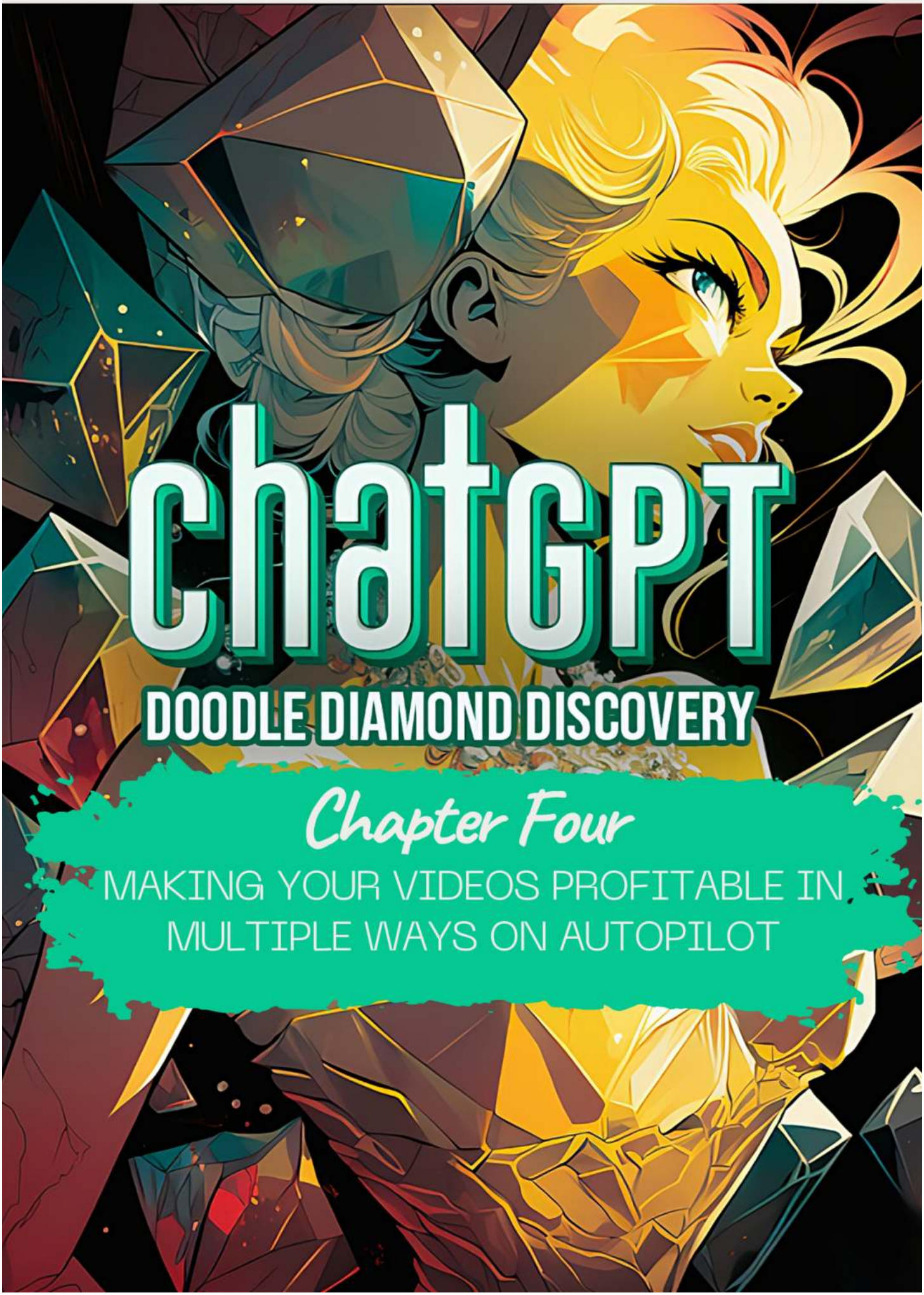
chatGPT
DOODLE DIAMOND DISCOVERY
Chapter Four
MAKING YOUR VIDEOS PROFITABLE IN MULTIPLE WAYS ON AUTOPILOT

Chapter 4
Making Your Videos Profitable In Multiple Ways On Autopilot

As mentioned in the previous chapter, now that you have successfully created your doodle video, you need to get people to see it, interact, and take action.

You can upload it to your website or blog, to video sharing platforms like Vimeo, or to other venues that can help get people to see your video.

One way, which is also probably the easiest, is to post it on YouTube.

Before uploading your video, you need a title and description for it. You can also create a prompt for ChatGPT to write a title and description for your video.

Sample prompt: *For the above video script, please write a title and short description for it.*

This is what ChatGPT came up with:

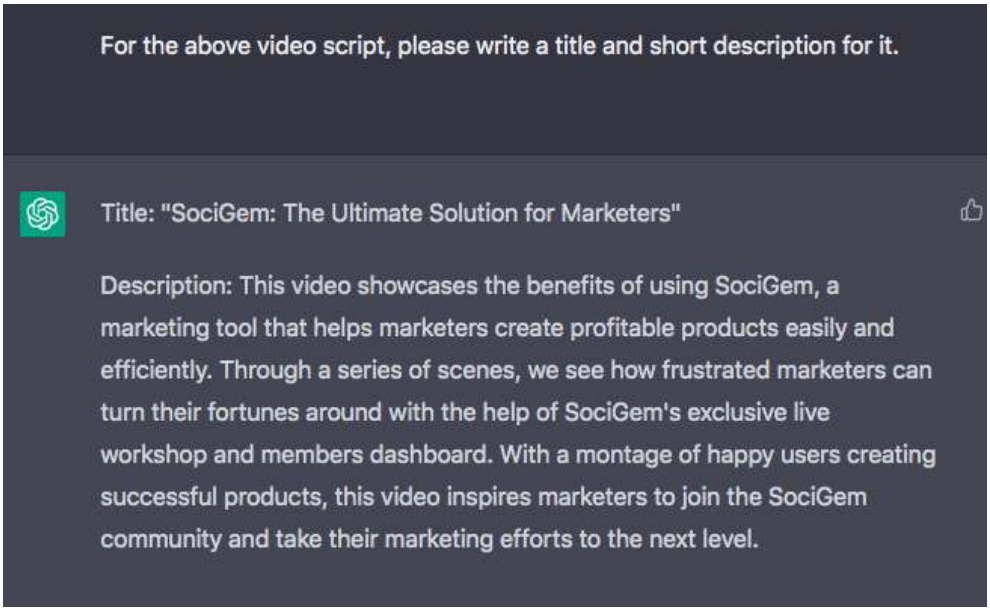

In the description, you can add your affiliate link - the one we mentioned in Chapter 2

If you have not done so yet, you can request for affiliate approval through the JVZoo page here. You can then add your affiliate link in the description by hyperlinking it to the word SociGem in the first or second sentence.

Adding Your Video To YouTube

Uploading a video to YouTube can be done in a few easy steps.

Step 1: Log in to your YouTube account
Go to www.youtube.com and click on the "Sign In" button on the top right corner. Enter your email address and password associated with your YouTube account, and hit "Enter."

Step 2: Click on the "Create a Video or Post" button
Once you're logged in, you'll see a camera icon with a plus sign in the top right corner of the page. Click on it to bring up the "Create a Video or Post" page.

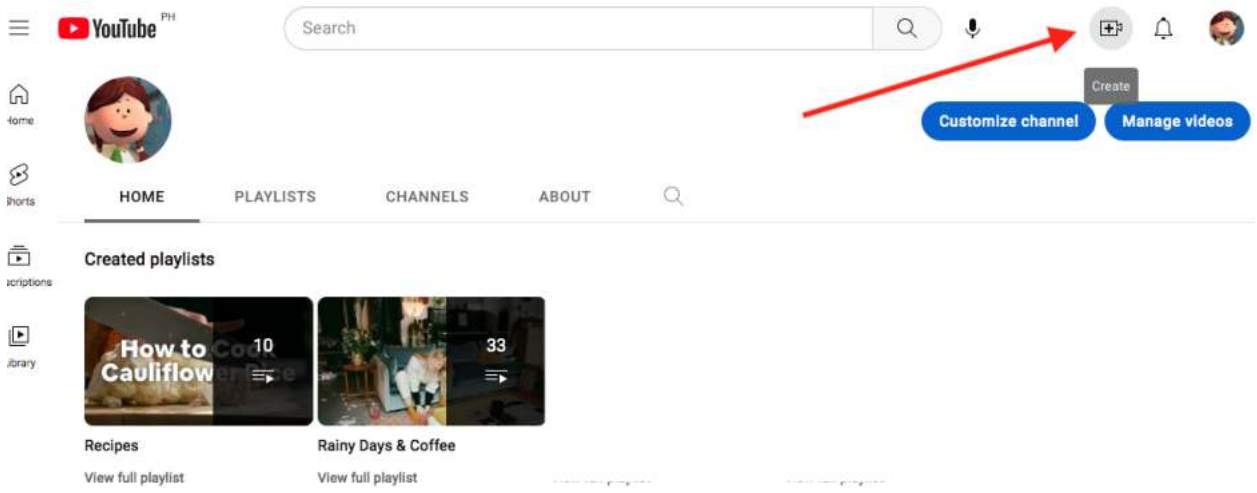

Step 3: Select your video file
Click on the "Select files" button and choose the video file you want to upload. You can also drag and drop your video file into the upload area.

Step 4: Enter the video details
Once your video is uploaded, you'll need to enter some details such as the title, description, and tags. This helps viewers find your video when they search for related

topics. You can also choose the thumbnail image for your video. Don’t forget to add in your affiliate link.

Step 5: Choose the video's privacy settings
You'll want to choose whether you want your video to be public, unlisted, or private. Public means anyone can view it, unlisted means only people with the link can view it, and private means only people you invite can view it.

Step 6: Add video to a playlist (optional)
You can also add your video to a playlist so viewers can easily find related content.

Step 7: Click the "Publish" button
Once you've completed all the necessary details, click on the "Publish" button to upload your video to YouTube. You can then share your video with your audience by sharing the video link on social media or embedding it on your website.

That's it! Your video is now live on YouTube for the world to see. Remember to monitor your video's comments and engagement, and respond to any feedback you receive.

Using FunnelMates To Build Your List

If you are a member of FunnelMates, the system can help you promote your product or offer and grow your subscriber base, thus increasing your chances for sales.

You can create and add your video to a funnel, offer a free giveaway for people to sign up, then in your description rather than sending them to your affiliate link - send them to your lead capture page. THEN once they optin you can send an affiliate link to them, allowing you to monetize your subscriber leads for a long time to come. You can also use this connection to help them get more value out of what you’re offering, update them when you add new videos and more.

If you are not yet a member of FunnelMates, you can check it out here.

chatGPT
DOODLE DIAMOND DISCOVERY
SURPRISE BONUS!
LIKE THIS IDEA? KEEP READING, WE'VE GOT A LOT MORE IN STORE FOR YOU!

Surprise Bonus